

Miniature PCB Relay PE bistable

1pole 5 A, polarized bistable version



Features

- 1 C/O contact
- Cadmium-free contacts
- 4 kV coil-contact
- Insulation according to IEC 255
- Ambient temperature 70 °C
- Low height 10.0 mm

Applications

Room thermostats, electricity meters, domotic devices and white goods

F0221-A



Technical data of approved types on request

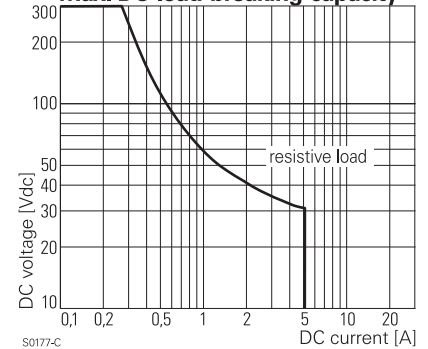
Contact data

Configuration	1 C/O contact
Type of contact	single contact
Rated current	5 A
Rated voltage / max.breaking voltage AC	250 Vac / 440 Vac
Maximum breaking capacity AC	1250 VA
Contact material	AgNi 90/10

Contact ratings

Type	Load	Operations	Standard
PE 014	5A, 250 Vac, on the C/O contact	10 ⁵	VDE 0435

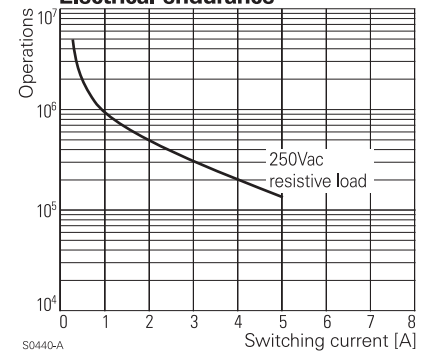
Max. DC load breaking capacity



Coil data

Nominal voltage	3...48 Vdc
Nominal coil power	typ. 360 mW
Minimum energization time	20 ms
Information on reduced pulse duration with higher energization voltages on demand	
Max. energization time	1 min at <10% duty cycle
Reset voltage max.	120 % U _{nom} at -40 °C

Electrical endurance



Coil versions, bistable, 1 coil

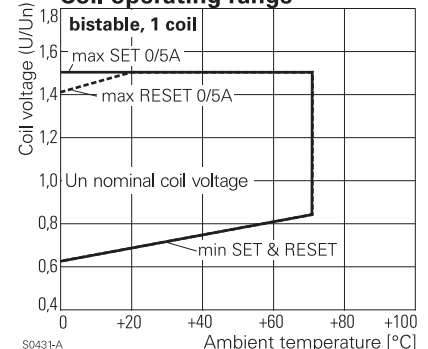
Coil code*	Nominal voltage Vdc	Pull-in voltage Vdc	Reset voltage Vdc	Coil resistance Ω	Coil current mA	
A03	C03	3	2.25	2.25	25±10%	120.0
A05	C05	5	3.75	3.75	69±10%	72.0
A06	C06	6	4.5	4.5	100±10%	60.0
A12	C12	12	9.0	9.0	400±10%	30.0
A24	C24	24	18.0	18.0	1600±10%	15.0

All figures are given for coil without preenergization, at ambient temperature +20°C

* Coil codes A.. and C.. have opposite polarity; refer to coil operation table

Other coil voltages on request

Coil operating range



Coils - operation

version	A..		C..	
coil terminals	A1	A2	A1	A2
pull-in	+	-	-	+
reset	-	+	+	-

Contact position not defined at delivery

Edition: 03/2002

Miniature PCB Relay PE bistable

1pole 5 A, polarized bistable version

Insulation

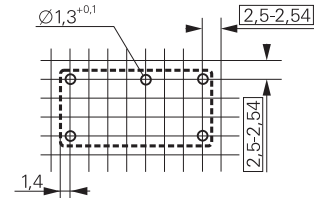
Dielectric strength	coil-contacts	4000 V _{rms}
	open contact circuit	1000 V _{rms}
Clearance / creepage		≥3.2 / 4 mm
Insulation to IEC 60664		
Voltage rating		250 V
Pollution degree		3
Overvoltage category		III
Tracking resistance of relay base		CTI 250

Other data

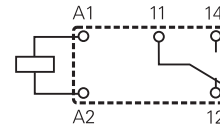
Flammability class according to UL 94	V-0
Ambient temperature	-40...+70 °C
Mechanical life	5x10 ⁶ operations
Max. switching rate at rated- / minimum load	6 min ⁻¹ / 1200 min ⁻¹
Shock resistance (destruction)	>100 g
Category of protection (IEC 61810)	RT II - flux proof (RT III - wash tight, on request)
Relay weight	5 g
Packaging unit	25 / 500 pcs.

PCB layout / terminal assignment

View on solder pins
Dimensions in mm



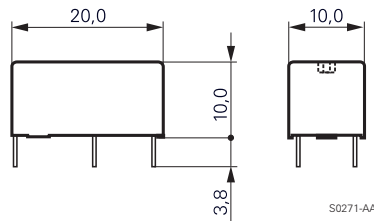
S0176-BA



S0176-BB

Dimensions

Dimensions in mm



S0271-AA

Product key

Type

Version

0 flux proof *)

Contacts

1 1 C/O contact

Contact material

4 AgNi 90/10

Coil

Coil code: please refer to coil versions table

*) washable version on request



Product key	Version	Contacts	Cont. material	Coil	Coil	Part number
PE014A03	flux proof	1 C/O contact	AgNi 90/10	bistable	3 Vdc	4-1415064-1
PE014A05				1-coil	5 Vdc	7-1415063-1
PE014A06				polarity A	6 Vdc	3-1415053-1
PE014A12					12 Vdc	8-1415063-1
PE014A24					24 Vdc	9-1415063-1
PE014C03				bistable	3 Vdc	5-1415064-1
PE014C05				1-coil	5 Vdc	3-1415064-1
PE014C06				polarity C	6 Vdc	2-1415064-1
PE014C12					12 Vdc	1-1415064-1
PE014C24					24 Vdc	0-1415064-1